
Florida Institute of Ultrasound, Inc.



Pensacola, Florida
2022 Catalog
Volume XXVI

Established 1976

8800 University Parkway
Suite A-4

Pensacola, FL 32514

Information Line

(850) 478-7611

Toll Free: (877) 478-7611

Fax (850) 478-3727

www.fiupensacola.edu

Email: info@fiupensacola.edu

www.fiupensacola.edu

Table of Contents

SCHOOL LOCATION	7
PENSACOLA AND PENSACOLA BEACH	8
HISTORY OF THE SCHOOL	9
Mission	9
Aim of the Program	10
Goal	10
Objective	10
ACCREDITATION	11
STATEMENT OF OWNERSHIP	12
ORGANIZATIONAL CHART	13
ADVISORY COMMITTEE	14
BOARD OF DIRECTORS	14
Faculty & Staff Personnel	14
Educational Advisory Committee	14
ABOUT THE FACULTY & STAFF	15

Table of contents continued

ADMISSION PROCEDURES	21
Admission Requirements	21
Prerequisites	22
Transfer of Credit	23
Enrollment Application	23
Acceptance	23
Program Length and Structure	24
Program Cancellation Policy	24
PROGRAM DELIVERY	24
TUITION AND FEES	25
Tuition	25
Other Expenses	26
Tuition Refund Policy	27
TUITION PAYMENT OPTIONS	28
In School Payment Plans	28
Visa and MasterCard	28
VETERAN’S BENEFITS/GI BILL®	28
PROGRAM CURRICULUM	30

Table of contents continued

PROGRAM OBJECTIVE	31
PROGRAM DESCRIPTION	31
COURSE DESCRIPTIONS	31
Abdominal Ultrasound	31
Obstetrics and Gynecology	32
Ultrasound Physics	33
Echocardiography	34
Vascular Ultrasound	35
CPR TRAINING	36
SCANNING EQUIPMENT	36
CLINICAL ROTATION	36
CLINICAL AFFILIATES	36
CLINICAL AFFILIATE RULES	38
TRAVEL DISCLAIMER	38
DIDACTIC INSTRUCTION	38
SCANNING INSTRUCTION	39

Table of Contents continued

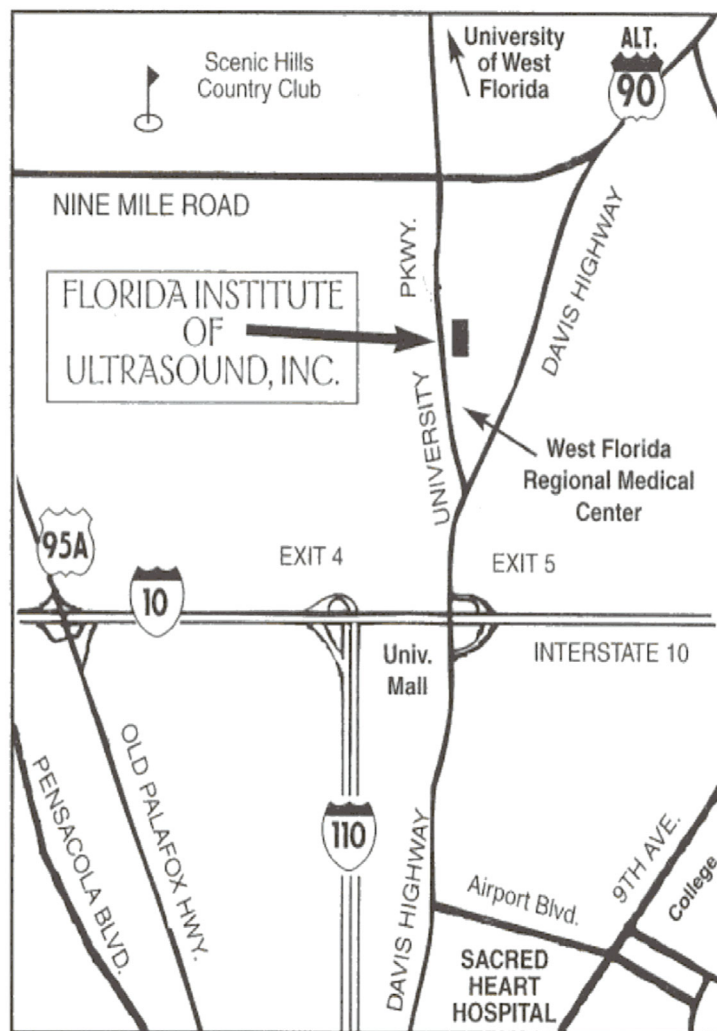
AWARDING OF A CERTIFICATE	39
GRADE SCALE	39
SATISFACTORY PROGRESS POLICY	39
GRADE POINT AVERAGE	40
MAXIMUM COURSE COMPLETION TIME FRAME	40
ACADEMIC PROBATION	41
APPEAL PROCESS	41
SCANNING PROBATION	42
TERMINATION POLICY	42
HOURS OF ATTENDANCE	43
HOLIDAYS	43
LUNCH AND BREAKS	43
ABSENCES	43
LEAVE OF ABSENCE	44
COUNSELING SERVICES	44
EQUAL RIGHTS	44
MILITARY VETERANS POLICIES	44
STUDENT GRIEVANCE POLICY	46

Table of Contents continued

CONFIDENTIALITY OF STUDENT RECORDS	46
STUDENT HANDBOOK	46
DRESS CODE	47
LIBRARY PRIVILEGES	47
EMPLOYMENT	47
LICENSE	47
JOB PLACEMENT	48
TRANSCRIPTS	48
TRANSFERABILITY OF CREDITS	48
ARDMS REGISTRY	49
ARRT REGISTRY	50
2022 CALENDAR	51
APARTMENTS	52
PENSACOLA AREA INFORMATION	53
LIKE US ON FACEBOOK	54
TESTIMONIALS	55




School Location



Pensacola & Pensacola Beach

The City of Pensacola was founded by Don Tristan De-Luna in 1559, six years before the settlement of St Augustine. Through the years, Pensacola has been under the flag of five different nations, hence, the slogan, "The City of Five Flags". Each nation left its own distinctive mark and with the strong influence of the Armed Services, has made Pensacola a city of many cultures and interests.

Pensacola Beach is a remarkable setting; with miles of sugar white beaches and plenty of water to enjoy a wide variety of activities. Whether you prefer to sail, surf, dive, ski, fish, or just relax and watch the sun pass overhead, Pensacola Beach is the place for you.



HISTORY OF THE SCHOOL

The school originally began in 1976, with a single classroom in a local hospital. At that time, it was known as the School of Diagnostic Medical Sonography. Today, as we celebrate our 44th year in ultrasound education, the school has grown to over 4,800 square feet, and now utilizes multiple clinical affiliates. The name changed to Florida Institute of Ultrasound, Inc., in 1979.

A wide variety of equipment, located at the school and its clinical affiliates, is available to expose the student to all aspects of ultrasound. Every month, more than 4,000 exams are performed at local affiliates in the areas of abdomen, obstetrics and gynecology, echocardiography, venous, arterial, carotid, power Doppler, and small parts.

The Florida Institute of Ultrasound, Inc., and its governing body are located at 8800 University Parkway, Suite A-4, Pensacola, Florida. The building consists of a single story structure which includes office spaces, library facilities, two classrooms, six scanning rooms, 8 restrooms, and a media suite for a total of 4,800 square feet.

The Florida Institute of Ultrasound, Inc. is licensed by the Commission for Independent Education, Florida Department of Education. Additional information regarding this Institute may be obtained by contacting the Commission at 325 West Gaines St., Suite 1414, Tallahassee, Florida, 32399-0400, (888)224-6684.

Mission

The mission of the Florida Institute of Ultrasound, Inc. is to provide a quality education in the field of Diagnostic Medical Sonography: integrating didactic and practical clinical experience in order to produce graduates who are qualified and competent to fill the market need for Diagnostic Medical Sonographers.

Aim of the Program

The program aims to develop competent and professional ultrasonographers, who are proficient to enter the field of diagnostic medical ultrasound, and are capable of passing the American Registry of Diagnostic Medical Sonographers examination, and have a high degree of adaptability in a rapidly advancing field. A further aim of the program is to develop qualities of leadership: which are a prerequisite to teaching and supervision in the field of Diagnostic Medical Sonography.

Goal

It is the express intent of Florida Institute of Ultrasound, Inc. to provide a current and well-rounded course of study in the ever-expanding field of Diagnostic Medical Sonography. The faculty and staff will provide updated material and relevant audiovisual presentations as part of the curriculum. It is our goal to provide an educational format, both didactic and clinical, that will be flexible enough to incorporate new data while remaining dedicated to the basic fundamentals of ultrasound. Finally, it is our goal to instill a desire for continued growth in diagnostic medical sonography, along with being able to compose and submit technical articles. In this way, each student can contribute to the theory and practice of the field of ultrasound.

Objective

It is the objective of the Florida Institute of Ultrasound, Inc. to provide an extensive study of ultrasound principles and instrumentation and to teach various scanning techniques. We will provide the student with the basic knowledge to evaluate pertinent clinical data and recognize disease entities in order to produce a diagnostically significant exam in the areas of Abdomen, OB/GYN, Small Parts, Vascular and Echocardiography.

ACCREDITATION

The Florida Institute of Ultrasound, Inc. has been institutionally accredited by the Accrediting Bureau of Health Education Schools (ABHES) since 1985, which is listed by the US Department of Education as a nationally recognized accrediting agency under the provisions of Chapter 33, Title 39, US Code and subsequent legislation. ABHES can be reached at 7777 Leesburg Pike, Suite 314 N., Falls Church, Virginia, (703) 917-9503.



STATEMENT OF OWNERSHIP

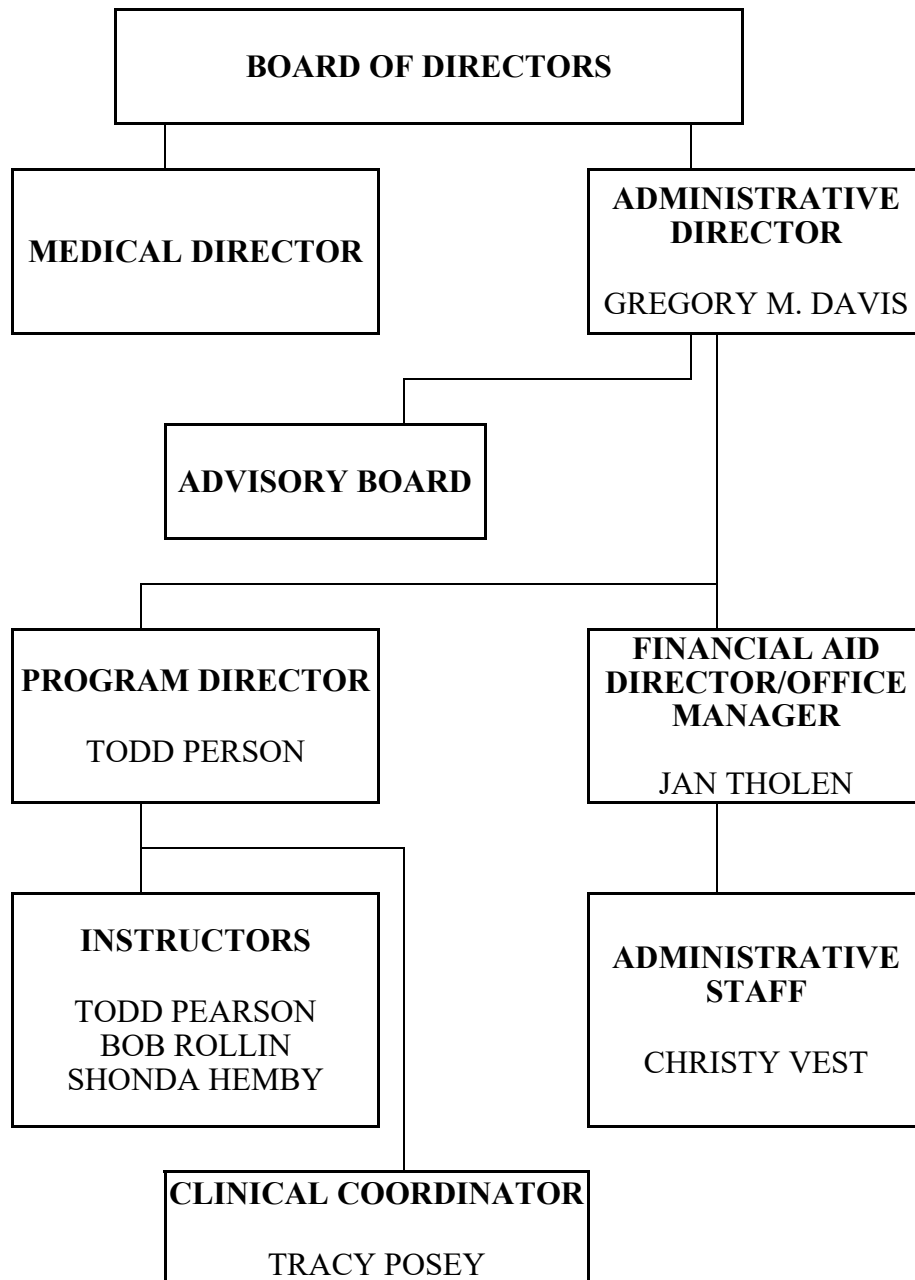
Florida Institute of Ultrasound, Inc. is a corporation dedicated to ultrasound education.

Incorporated under the laws of the State of Florida,
April 1979

President-Owner, Gregory M. Davis, BS



Gregory Davis, BS
Administrative
Director, Fulltime



BOARD OF DIRECTORS

Gregory M. Davis, BS, ADMINISTRATIVE DIRECTOR

Faculty & Staff Personnel

J. Jay Crittenden, MD, FACR, FAIUM, Medical Director

Gregory M. Davis, BS, Administrative Director

**Todd A. Pearson, BS, RDMS (AB, OB, BR), RVT, Program
Director, Abdomen, Vascular & Physics Instructor**

Tracy Counts Posey, AS, RDMS (AB, BR) Clinical Coordinator

**Bob Rollins, BAS, RDMS (AB, OB, BR) RVT, RDCS, Echocardi-
ography & OB/GYN Instructor**

Shonda Hemby, RDMS (AB, OB), RVT, Scanning Instructor

Jan Tholen. Financial Aid Director

Christy Vest, AS, DMS, Administrative Assistant

Advisory Committee

J. Jay Crittenden, MD, FACR, FSRU, FAIUM

Christine Brown, RDMS (AB, OB/GYN, BR), RVT (VT)

Drew Greenwell, RDCS, RVT

Jordan Helms, RDMS (OB/GYN)

Jack Robertson, RDCS

Peter Tran, RDMS, RDCS, RVT

Tony Nguyen, RDCS, RVT

Gregory M. Davis, BS

Todd Pearson, BS, RDMS (AB, OB, BR), RVT

Tracy Posey, AS, RDMS (AB, BR)

Jan Tholen

ABOUT THE FACULTY AND STAFF

J. Jay Crittenden, MD, FACR

MEDICAL DIRECTOR, Part-time

- Graduate, University of Illinois (MD), Wabash College (AB)
- Radiologist, Monroe County Hospital
- Radiologist, Baptist Hospital
- Chief, Diagnostic Ultrasound and Non-Invasive Lab, West Florida Regional Medical Center
- Elected to Fellowship to American College of Radiology
- Served on Multiple State and National Ultrasound Committees
- Guest Lecturer at Numerous Seminars, Meetings and School, including: Bowman Gray School of Medicine, Thomas Jefferson University, and Mayo Clinic
- Member of the Board of Governors of the AIUM, 1994-1997
- Listed in Who's Who, Best Doctors in America, Southeast Region, 1996-1997
- Recipient, Presidential Recognition Award, AIUM, 1996
- Recipient, Gold Medal Award, Florida Radiological Society, 1996
- Fellowship in Society of Radiologists in Ultrasound, 1998



J. Jay Crittenden, MD, FACR
Medical Director

Gregory Davis, BS

ADMINISTRATIVE DIRECTOR, Full-time

- Graduate, Florida State University (BS), Accounting
- Graduate Studies, University of West Florida
- Financial Advisor, Valic Financial Advisors, Inc.
- Accountant, Florida Institute of Ultrasound, Inc.
- Assistant Comptroller, North Okaloosa Medical Center



Gregory Davis, BS

Administrative
Director, Fulltime

Todd Pearson, BS, RDMS, (AB, OB, BR.), RVT
PROGRAM DIRECTOR/INSTRUCTOR, Full-time

- Instructing in Abdominal and Vascular Ultrasound and Ultrasound Physics
- Graduate, Florida Institute of Ultrasound, Pensacola, Florida, Certificate
- Graduate, University of West Florida (BS)
- Registered in Abdominal, Vascular, Obstetrical and Breast Ultrasound
- Ultrasonographer, Cardiology Associates, Foley, AL
- Ultrasound Supervisor, West Florida Regional Medical Center Clinic, Pensacola, FL
- Ultrasonographer, West Florida Hospital, Pensacola, FL
- Ultrasonographer, Southern Diagnostic Imaging, Jackson, MS



Todd Pearson, BS, RDMS, (AB, OB, BR.), RVT
Program Director
Abdomen, Vascular & Physics Instructor

Tracy Counts Posey, AS, RDMS_(AB, BR)

CLINICAL COORDINATOR, Full-time

- Registered in Abdominal Ultrasound
- Graduate, Florida Institute of Ultrasound, Inc.,
Pensacola, FL, Certificate
- Graduate, Lurleen B Wallace College (AS)
- Ultrasonographer, Naval Hospital, Pensacola, FL
- Ultrasonographer, Baptist Hospital, Pensacola, FL
- Ultrasonographer, Bay Medical Center, Panama City, FL



Tracy Counts Posey, RDMS_(AB, BR)
Clinical Coordinator

Bob Rollins, RDMS_(OB, AB), RVT, RDCS

INSTRUCTOR, Full-time

- Instructing in OB/GYN, & Echo
- Registered in Abdomen, OB/GYN, Vascular & Echo
- Instructing in Abdomen, OB/GYN, Vascular & Echo
- Registered in Abdomen, OB/GYN, Vascular & Echo
- Graduate, Florida Institute of Ultrasound, Pensacola, FL, Certificate
- Graduate, Pensacola State College, (BAS)
- Attended University of West Florida, Pensacola, FL
- Ultrasonographer, Vital Health Screenings
- Ultrasonographer, Pensacola Open MRI, Pensacola, FL
- Ultrasonographer, Providence Hospital, Mobile, AL
- Ultrasonographer, Sacred Heart Hospital, Pensacola, FL
- Ultrasonographer, West Florida Hospital



Bob Rollins, RDMS_(OB, AB), RVT, RDCS
Echo & OB/GYN Instructor

Shonda Hemby, BS, RDMS_(OB, AB), RVT

SCANNING INSTRUCTOR, Part-time

- Instructing in Abdominal Ultrasound Scanning
- Registered in Abdominal, Obstetrical, and Vascular Ultrasound
- Graduate, Florida Institute of Ultrasound, Inc., Pensacola, FL, Certificate
- Graduate, Auburn University, (BA)
- Attended Troy University, Troy, AL
- Ultrasonographer, ShoMe Prenatal Imaging, Pensacola, FL
- Ultrasonographer, Dr. Antonetti, Pensacola, FL

Shonda Hemby, RDMS_(OB, AB), RVT
Scanning Instructor

ADMISSION PROCEDURES

Admission Requirements

Because the primary aim of the school is to prepare the student for work in the field of Diagnostic Medical Sonography, and a secondary goal is to aid the student in passing the American Registry of Diagnostic Medical Sonographers, the school must limit the scope of background education and experience that students possess, in order to achieve both goals.

All students must be physically able to perform the duties of a sonographer, including, but not limited to the following: lifting patients from wheelchair to stretcher, standing for long periods of time, and pushing stretchers and ultrasound equipment. If a student is deemed unable to perform the duties of a sonographer, the student is subject to termination from the program.

Employment in the local Pensacola and surrounding area is not likely upon graduation from the program. Students should be aware that they will have to move out of the area to obtain employment as sonographers.

Prerequisites

- 48 semester credits with required classes*
- or
- Graduate of a two year program in Allied Health as determined by ARDMS
- or
- Associates Degree in any field of study with required classes*
- or
- A Bachelor's Degree with required classes*

****Required classes are: Anatomy & Physiology with a lab, Biology with a lab and College Algebra***

(The above courses must be at the college level. Any variation from above pre-requisites must be approved by the Administrative Director.)

And

- Successful completion of a background check through www.castlebranch.com. Package code for background check is LR28.

And

- All immunizations completed including:
 - ◆ 2 MMR's,
 - ◆ Series of 3 Hepatitis B, (takes 6-7 months to complete)
 - ◆ 2 Varicella,
 - ◆ TB Test-must be done within last 12 months
 - ◆ Current TDAP Vaccine done within the last 10 years
 - ◆ Flu Shot during current flu season (*Not required before enrollment, school will determine due date according to current flu season.*)
 - ◆ COVID-19 Vaccine

And

- 2 Reference Letters (from employer, professor or close family friend)
- Official College Transcripts from all colleges

TRANSFER OF CREDIT

The school will consider credits from accredited institutions recognized by the US Dept. of Education as part of the program prerequisites. There is no advanced placement into the program regardless of previous education or experience.

Enrollment Application

Students interested in enrolling in the Florida Institute of Ultrasound should complete an enrollment application, which is included in the admissions packet and on the school's website at www.fiuonline.net. An application may be obtained by calling or emailing the school. Students must submit college transcripts and two letters of reference in order to be considered for acceptance. A decision is made regarding acceptance usually within 4 weeks of receiving the complete application packet.

Acceptance

Acceptance is based on fulfilling educational prerequisites, grade point average, successful completion of a background check, completing required immunizations and faculty approval. Any derogatory results on the background check could result in acceptance being rescinded. Upon acceptance, the student will receive an acceptance letter and will have 30 days (if time permits) to make a deposit of \$1,500 to secure the student's place in the class.

Program Length and Structure

The program is 12 months in length, with 48 weeks of instruction. Students complete the Abdomen, OB/GYN and Physics didactic portion in the first three months, then rotate to Abdomen and OB/GYN clinical sites for three months. Students then return to class for three months of Echocardiography and Vascular didactic instruction, then rotate to Echocardiography and Vascular clinical sites for three months.

During the didactic portion of the program students receive classroom lectures, power-point lectures, and scanning instruction. The clinical portion of the program includes experience in various clinical settings and patient scanning. Classes are held on campus and in the English language.

Program Cancellation Policy

If the program is canceled the student will be provided, without additional charge, instruction promised at the time of application, by the closed institution prior to its closure, assuming tuition is fully paid.

Program Delivery

The program is a residential program which is held on campus at 8800 University Parkway, Suite A4, Pensacola, Florida. Clinical rotations are held off campus and can be found listed under “Clinical Affiliates”.

TUITION AND FEES

Tuition

Tuition for the program is \$19,900. Beginning with the January 2023 Class tuition will be \$20,500. Included in this fee is liability insurance up to a limit of \$1,000,000. Cost of textbooks and uni-forms is NOT included in the tuition fee. Upon acceptance into the program, a \$1,500 deposit is due and payable with the executed en-rollment agreement. This deposit is refundable if the student should withdraw under the conditions stated in the Tuition Refund Policy.

TRUTH IN LENDING STATEMENT

ALL PRICES FOR COURSES ARE PRINTED HEREIN THERE
ARE NO CARRYING CHARGES OR SERVICE CHARGES
CONNECTED OR CHARGED WITH ANY
OF THESE PROGRAMS CONTRACTS ARE NOT SOLD
TO THIRD PARTIES AT ANYTIME COST OF CREDIT IS
INCLUDED IN PRICE COST FOR GOODS AND
SERVICES

TUITION AND FEES

Other Expenses

Books required for the program will cost approximately \$885. Uniforms required for the program include scrubs and a lab coat. Scrubs are to be worn in the classroom and all clinical sites. Scrubs for the classroom may be any pattern or style. Scrubs for clinicals must be the school uniform which consists of a white scrub top, or white polo top with the school emblem, and teal pants. Uniform expense depends on each students needs. A typical set of scrubs will cost approximately \$40.

Living Expenses are not included in the tuition fee. A typical one bedroom, single bath apartment in the Pensacola area starts at approximately \$750 per month.

A drug screen is also required. The school will send the student to a contracted facility on a scheduled day. The cost of \$39 for the drug screen is to be paid by the student. A flu shot is also required and the student will be directed of when to acquire this due to variations in flu season. The typical cost for the flu shot is \$30, which is the students responsibility.

TUITION REFUND POLICY

Should a student be terminated or cancel for any reason, all refunds will be made according to the following refund schedule:

1. Cancellation must be made in person or by Certified Mail.
2. All monies will be refunded if the applicant is not accepted by the school or if the student cancels within three (3) business days after signing the Enrollment Agreement and making initial payment.
3. Cancellation after the third (3rd) business day, but prior to the first class, will result in a refund of all monies paid.
4. Cancellation after attendance has begun, through 60% completion of the program, will result in a Pro-rata refund computed on the number of hours scheduled to the total program hours, minus a \$100 Administrative Fee.
5. Cancellation after completing more than 60% of the program will result in no refund.
6. Last Day of Attendance (LDA): The Last Day of Attendance is the student's actual last day of attendance recorded by the school. For refund computation purposes, this date is used unless earlier written notice is received.
7. Date of Determination (DOD): The Date of Determination is the date the Institution determines that a student is no longer attending.
8. Refunds will be made within 30 days following determination of termination or receipt of Cancellation Notice.

TUITION PAYMENT OPTIONS

FIU offers the following tuition payment options, Veterans Assistance, Visa and MasterCard, Florida Prepaid and in-school payment plans.

In-School Payment Plans

This option may be used to make monthly tuition payments. Students would make the initial \$1500 deposit, and the remainder of the tuition would be paid in full by the fifth month of school. The student may choose to make up to five payments, with the first being on the first day of school. Extended payment plans are available upon approval from the Administrative Director. There is no interest charged on this loan.

Visa and MasterCard

These credit cards may be used for the initial \$1500 deposit, monthly tuition payments and textbooks.

Once a student has been accepted into the program, students must pay the deposit from their own funds. All funds will be deposited into the students tuition account. Any credit balance remaining will be returned to the student.

Veteran's Benefits/GI Bill®

Veterans who feel they qualify for Veterans Assistance or the GI Bill® should contact the school. Students receiving this type of aid are responsible for the initial \$1500 deposit, and must also purchase of textbooks on the first day of class. Veterans will be paid their monthly allotments and are responsible for making monthly tuition payments to the school.

VA Pending Payment Compliance

In accordance with Title 38 US Code 3679 subsection e, Florida Institute of Ultrasound, Inc. (FIU) adopts the following additional provisions for any students using U.S. Department of Veterans Affairs (VA) Post 9/11 G.I. Bill® (Ch. 33) or Vocational Rehabilitation & Employment (Ch. 31) benefits, while payment to the institution is pending from the VA. FIU will not:

- Prevent the student's enrollment;
- Assess a late penalty fee to the student;
- Require the student to secure alternative or additional funding;
- Deny the student access to any resources (access to classes, libraries, or other institutional facilities) available to other students who have satisfied their tuition and fee bills to the institution.

However, to qualify for this provision, students are required to:

- Produce the VA Certificate of Eligibility (COE) by the first day of class;
- Provide a written request to be certified;
- Provide additional information needed to properly certify the enrollment as described in other institutional policies.

Diagnostic Medical Sonography:
Abdomen, OB/GYN, Echocardiography,
Vascular, & Ultrasound Physics
Program Curriculum/Hours

Course	Clock Hours	Quarter Credits
ABD-101 Abdominal Ultrasound Classroom Instruction	96	9.5
ABD-102 Abdominal Ultrasound Scanning Instruction	396	15.5
PHY-101 Ultrasound Physics	12	1.0
OBG-101 OB/GYN Ultrasound Classroom Instruction	108	10.5
OBG-102 OB/GYN Ultrasound Scanning Instruction	396	15.5
VAS-101 Vascular Ultrasound Classroom Instruction	108	10.5
VAS-102 Vascular Ultrasound Scanning Instruction	396	15.5
ECH-101 Echocardiography Classroom Instruction	108	10.5
ECH-102 Echocardiography Scanning Instruction	396	15.5
Total Program Hours	2016	
Total Quarter Credits		104

In addition to the above hours, students are expected to complete 498 hours of outside coursework.

A clock hour is defined as a minimum of 50 minutes of supervised or directed instruction and appropriate breaks.

A quarter credit is defined as a minimum of 25 hours of supervised or directed instruction and appropriate breaks.

Lunch (50 minutes) and breaks (2—15 minute) are included in the 42 hour week.

The course numbering system uses a six digit, alphanumeric identifier. The prefixes are characters that represent the type of course, and the suffixes are numbers that represent didactic (101) or scanning (102) portions of the program.

Program Objective

It is the objective of the Florida Institute of Ultrasound, Inc. to provide an extensive study of ultrasound principles and instrumentation and to teach various scanning techniques. We will provide the student with the basic knowledge to evaluate pertinent clinical data and recognize disease entities in order to produce a diagnostically significant exam in the areas of Abdomen, OB/GYN, and Small Parts, Vascular and Echocardiography.

Program Description

A course designed to instruct students in concepts of obstetric and gynecology, abdominal, small parts, cardiac and vascular anatomy, physiology and pathology, with emphasis on application of ultrasound procedures.

COURSE DESCRIPTIONS

ABD-101 Abdominal Ultrasound

(Classroom Instruction)

DESCRIPTION

The abdominal ultrasound didactic course is designed to provide didactic instruction in the basic concepts of abdominal sonography.

UNIT GOALS

The student will learn the basic anatomy and physiology of the abdomen and small parts. The course will cover: liver, biliary system, pancreas, urinary system, adrenal gland, spleen, gastrointestinal tract, abdominal wall and small parts.

ABD-102 Abdominal Ultrasound

(Scanning Instruction)

DESCRIPTION

The abdominal ultrasound scanning is a course designed to provide scanning instruction in abdominal ultrasound.

UNIT GOALS

The student will be able to recognize major anatomic structures as demonstrated by ultrasonography. The student will familiarize with the use of standard labeling techniques. The student will be familiar with various scanning planes. The student will be able to recognize normal and abnormal pathological conditions in the abdomen and small parts. The course will cover scanning in the following areas: liver, biliary system, pancreas, urinary system, adrenal gland, spleen, gastrointestinal tract, abdominal wall and small parts.

OBG-101 Obstetrics & Gynecology

(Classroom Instruction)

DESCRIPTION

The obstetrics and gynecology classroom course is designed to instruct students in concepts of obstetric and gynecology anatomy, physiology and pathology, with emphasis on application of ultrasound procedures.

UNIT GOALS

The student will have an understanding of the anatomy and physiology of the pelvic structures, both gravid and non-gravid. The student will have an understanding of the anatomy and physiology of the gravid uterus including: normal and abnormal fetal anatomy, fetal age assessment, and maternal and fetal complications.

OBG-102 Obstetrics & Gynecology

(Scanning Instruction)

DESCRIPTION

The obstetrics and gynecology scanning course is designed to instruct students in concepts of obstetric and gynecology anatomy, physiology and pathology, with emphasis on application of ultrasound scanning procedures.

UNIT GOALS

The student will have an understanding of the anatomy and physiology of the pelvic structures, both gravid, and non gravid. The student will be able to identify, demonstrate and recognize gross anatomy and pathology sonographically. The student will have an understanding of the anatomy and physiology of the gravid uterus including normal, and abnormal fetal anatomy, fetal age assessment, and maternal and fetal complications. The student will be able to identify, demonstrate sonographically gross anatomy and obtain parameters for fetal growth assessment. The student will have an understanding of the preparation and procedures utilized to demonstrate and evaluate the pelvic structures, both gravid and non-gravid, by ultrasonic methods.

PHY-101 Ultrasound Physics

DESCRIPTION

Ultrasound physics is a course designed to give students a thorough knowledge of basic acoustic physics and its application in the field of ultrasound through classroom and laboratory experience.

UNIT GOALS

The student will be aware of the different types of energy. The student will know the definition of sound and ultrasound. The student will understand the nature of ultrasound. The student will be aware of ways to measure sound. The student will understand the principles of the productions of ultrasound. The student will understand the methods utilized in the control of sound beams.

ECH-101 Echocardiography

(Classroom Instruction)

DESCRIPTION

This is didactic course designed to provide didactic instruction in the basic concepts of cardiac sonography.

UNIT GOALS

The student will be able to explain the cardiac cycle, and identify cardiac anatomy and physiology.

ECH-102 Echocardiography

(Scanning Instruction)

DESCRIPTION

Echocardiography scanning instruction is a course designed to provide scanning instruction in cardiac ultrasound.

UNIT GOALS

The student will be able to demonstrate the standard 2-D views, demonstrate M-Mode measurements, identify common pathology, perform common Doppler measurements, and perform an echo examination using pulsed wave, continuous wave, and color flow Doppler.

VAS-101 Vascular Ultrasound

(Classroom Instruction)

DESCRIPTION

Vascular ultrasound is a classroom course designed to provide didactic instruction in the basic concepts of vascular sonography.

UNIT GOALS

The student will learn the basic anatomy and physiology of the peripheral and cerebral vascular systems. They will learn the basic principles of color and pulsed Doppler.

VAS-102 Vascular Ultrasound

(Scanning Instruction)

DESCRIPTION

Vascular ultrasound is a course designed to provide scanning instruction in vascular ultrasound.

UNIT GOALS

The student will be able to recognize vascular structures as demonstrated by sonography. The student will be able to correctly use color flow and pulsed wave Doppler ultrasound. The student will be familiar with the use of standard labeling techniques. The student will be able to recognize normal and abnormal pathological conditions in the vascular system.

CPR TRAINING

Students will receive CPR training before attending clinical rotations.

SCANNING EQUIPMENT

The school has 8 ultrasound machines available for scanning. They are listed below.

CLINICAL ROTATIONS

All students will be required to rotate to various clinical affiliates for practical experience and observation on a schedule basis. These affiliates have a wide variety of equipment and procedures which are a vital part of the student's education. A list of the various clinical locations is below.

CLINICAL AFFILIATES

- Baptist Hospital
 Ultrasound Department
 Heart Center
 Pensacola, Florida
- Baptist Medical Park
 Ultrasound Department
 Heart Center
 Pensacola, Florida



GE Logiq P5 (2)
GE Logiq P6 (2)
GE Logiq 7 (1)
GE Logiq 9 (3)



- Baptist Hospital
 Ultrasound Department
 Heart Center
 Gulf Breeze, Florida
- North Okaloosa Hospital
 Crestview, Florida
- North Okaloosa Outpatient Center
 Crestview, Florida
- Northwest Florida Heart Group
 Pensacola, Florida
- Sacred Heart Hospital
 Heart and Vascular Institute
 Regional Perinatal Center
 Ultrasound Department
 Seton Center for Obstetrics
 Stalnaker, T., DO
 Sontag, D., DO
 Lyle, T., DO
 Pensacola, Florida
- Sacred Heart Cardiology Group
 Pensacola, Florida
- Sacred Heart Medical Group at Mack Bayou
 OB/GYN
 Santa Rosa Beach, Florida
- South Baldwin Regional Medical Center
 Ultrasound Department
 Echocardiography Department
 Foley, Alabama

- West Florida Hospital
Ultrasound Department
Echocardiography Department
Pensacola, Florida
- Williamson, Angel, MD
Pensacola, Florida

Other clinical sites may be located outside of a 100 mile radius. Students have the option of setting up their own clinical sites.

CLINICAL AFFILIATE RULES

In addition to the rules governing student behavior as described by the Florida Institute of Ultrasound, the clinical sites have their own rules which must be adhered to by each student. Each clinical rotation site has a dress code that pertains to their facility. This dress code will be followed by students while in their facility. These rules will be reviewed before clinical rotations begin.

TRAVEL DISCLAIMER

The Florida Institute of Ultrasound will not be held responsible for illness, injury, or accidents incurred while a students travels to or from any clinical affiliate and/or the school proper.

DIDACTIC INSTRUCTION

All students must maintain a grade point average of 80% or higher. Failure to comply with this rule results in automatic probation. The student must bring his or her grade point average up to 80% within three weeks. Further action will then be taken on an individual basis, to include additional probation/remediation or termination.

SCANNING INSTRUCTION

Scanning instruction at the Florida Institute of Ultrasound, Inc., is performance based with the 80% standard applying. Each student will take a scanning proficiency tests from an instructor. Scanning tests are given during both the didactic and the clinical portion of the program. Scanning and didactic grades are not be averaged together for a total grade point average. The 80% rule applies to each portion individually.

AWARDING OF A CERTIFICATE

After successful completion of the program, the student is awarded a certificate. This document verifies academic and clinical achievement in the field of Diagnostic Medical Sonography. All course work, scanning tests, and course hours must be satisfactorily completed by each student before graduation will be considered.

GRADE SCALE

A = 100% - 96%

B = 95% - 91%

C = 90% - 85%

D = 84% - 80%

W = Withdrew from program, no credit, no grade issued

SATISFACTORY PROGRESS POLICY

Grade Point Average

The course is broken down into two distinct parts, 24 weeks of Abdomen/Obstetrics and Gynecology instruction and 24 weeks of Vascular/Echocardiography instruction. Each 24 week period includes 12 weeks didactic and 12 weeks clinical training. A student's grade point average

(GPA) is monitored weekly. Students are given a grade report on Friday of each week by a Staff member. Students are given two separate GPA's, one based on didactic performance and one based on clinical performance. Students are required to maintain an overall GPA of 80% in didactic and scanning. Should a student's GPA in either portion of the program fall below an 80%, the Program Director, Financial Aid Director, Clinical Coordinator and Administrative Director are notified at the same time the students receive their grade report. The student is then placed on academic probation for a three week period. If a student is unable to re-establish their GPA above an 80% after the three week probationary period, they are terminated from the program. Upon completion of the program, students will receive two separate final grades.

QUALITATIVE

GPA: The student must maintain an overall GPA of a least 80% in both didactic and scanning. Didactic GPA's are based on a cumulative average of test scores, homework and a final exam. Clinical GPA's are a cumulative average of scan tests and quizzes.

QUANITATIVE

Progression: The student must successfully complete twelve weeks of continuous didactic and scanning instruction with at least an 80% average in each portion of the program to progress to the next twelve weeks. Progression is defined as staying at or above an 80% average weekly. If a student does not maintain an 80%, they are placed on probation and if after the probation period, their grade is not at least an 80%, the student is terminated from the program and receives a grade of "W – Withdrew from program, no credit, no grade issued."

MAXIUM COURSE COMPLETION TIME FRAME

The normal completion time for the 2016 hour program is 48 weeks. However, due to extenuating circumstances, which will be evaluated on a case by case basis, a student may take up to 72 weeks/150% of the program length to complete the course. The student must complete at least 12 weeks of either part of the course in order to be considered for extended completion time. Failure to meet these standards will result in termination of the program, and result in forfeiture of the course completion certificate.

APPEAL PROCESS

An appeal should be made to the Administrative Director in writing for consideration of completing the course once a student is not making satisfactory progress. In order to appeal a dismissal decision, a student's GPA must have improved during the academic probation period. After a student completes the appeal process and re-enrolls in the program, previous course withdrawals, incomplete grades, repeated courses, non-punitive grades, non-credit, and remedial courses have no effect on the current satisfactory progress policy.

ACADEMIC PROBATION

A student will be placed on academic probation if their grade point average falls below 80 on test grades only (didactic or scanning). A student will be placed on probation for a period of 3 weeks if there are 3 weeks until the end of the current didactic portion of the program, and there are enough tests remaining to bring average up. If there are not 3 weeks remaining, then the probation period will be the amount of time left before the end of the current didactic period. If at the end of this time, improvement has not been made, the student will be dismissed. A student on academic probation will be given counseling and will be taken off of probation only after the student shows academic improvement and his/her grade point average is brought to 80 or above. Tuition refund policies and termination date as stated in the school catalog shall prevail. Re-entry will be considered on an individual basis.

SCANNING PROBATION

If a student should fail a routine scanning test (not a scan final or the mock exam), they will have 2 weeks of scanning practice, during which time the student should utilize all available scanning hours. The student will then re-test in that area in 2 weeks, if at that time, the student does not pass the re-test they will be terminated from the program.

TERMINATION POLICY

Students will face termination from the program under the following circumstances:

- If it is found that the student's lack of professionalism is incompatible with the requirements of Diagnostic Sonography in the care and handling of patients.
- Failure to comply with published rules and regulations as outlined in the School catalog/handbook.
- GPA falls below an 80% and does not increase above an 80% after being put on Academic or Scanning Probation.
- A student is caught cheating.
- If a student receives 2 complaints from clinical sites while in clinical rotations.
- Students must be in attendance 96% of the course in which they are enrolled. Students enrolled in the program, may not miss over 80 hours (64 personal & 16 interview). If they do, it may result in termination from the program. Absence due to extended illness will be considered on an individual basis.

HOURS OF ATTENDANCE

The Florida Institute of Ultrasound, Inc. generally operates on a 42 hour per week cumulative time for didactic and scanning instruction. Classroom hours are 8:00 am to 4:30 pm, Monday through Thursday and 8:00 am to 4:00 pm Friday. Clinical start times vary from site to site. Students are expected on average to attend a minimum of 40 hours per week.

HOLIDAYS

The following holidays are observed by the school:

New Years Day	President's Day
Martin Luther King Day	Good Friday
Memorial Day	Independence Day
Labor Day	Veteran's Day
Thanksgiving	Christmas

LUNCH AND BREAKS

Lunch and breaks may be modified pending patient flow, department needs, and classroom considerations. Lunch periods at the school during class days will be at the discretion of the classroom instructor.

ABSENCES

Each student is entitled to a maximum of eight days (64 hours) of personal time. Two Interview days (16 hours) are given in addition to the eight days of leave. Interview days must be documented by the Hospital or Department arranging the interview. Leave will not be granted for Interview without the proper documentation. Absences in excess of the 10 days (64 personal & 16 interview) will lead to forfeiture of certificate, with the exception of extenuating circumstances which must be approved by the Administrative Director.

LEAVE OF ABSENCE

A Leave of Absence (LOA) can only be requested after completing twelve (12) weeks of the program. Request for LOA must be submitted in writing to include the reason for the request, start date of LOA, expected return date, supporting documentation and the student's signature.

When a student returns from a leave of absence, their placement in the program is determined on a case by case basis.

The student's Student Account Statement will not incur any charges while the student is on LOA. A student granted a LOA is not considered to have withdrawn and no refund calculation will be required. Students who do not return from a leave of absence and has not requested an extension, will be considered withdrawn from the program. The date of withdrawal for the Return to Title IV calculation is the student's last day of attendance.

COUNSELING SERVICES

Each student shall have the right to discuss any academic or clinical problems, along with related psychological or social problems that may influence academic or clinical performance with the faculty. All dialog in a counseling situation will be kept in strict confidence. Referrals to agencies or persons who may be helpful in a given situation, will be advised by the faculty upon such request by the student.

EQUAL RIGHTS

No student will be denied any privilege or receive biased treatment on the basis of race, creed, color, sex, age, handicap or national origin. Matriculation shall be non-discriminatory. The facility is readily accessible for handicapped students.

Military Veterans Policies.

Military Veterans Attendance Policy

Veteran students exceeding 20% **total** absences in a calendar month **will be** terminated from their VA benefits for unsatisfactory attendance. In order to show that the cause of unsatisfactory attendance has been removed, students must show good attendance (as defined) for one calendar month after being terminated for unsatisfactory attendance. After such time, the student may be recertified for VA education benefits. The student's attendance record will be retained in the veteran's file for USDVA and SAA audit purposes.

Military Leave of Absence Policy

Veteran students may not receive VA educational benefits while on a leave of absence. The VA will be notified once a student is placed on LOA. See page 42 of the catalog for requirements to request a Leave of Absence and the required time to complete the program. The student will be recertified for VA education benefits upon return from LOA.

Standards of Academic Progress for VA Students

Students receiving VA Educational benefits must maintain a minimum cumulative grade point average (CGPA) of 80%. A VA student's CGPA is monitored weekly and if the student falls below 80% he/she will be placed on academic probation for three weeks. If there are not three weeks remaining, then the probation period will be the amount of time left before the end of the current semester. If the VA student is unable to reestablish their CGPA above an 80% after the probationary period, he/she will be terminated from the program, VA will be notified promptly and the student's VA educational benefits will be adjusted. A student on academic probation will be given counseling and will be taken off of probation only after the student shows CGPA and his/her grade point average is brought to 80 or above.

Veteran's Credit for Previous Education or Training

Students must report all education and training. The school will evaluate all transcripts to determine if prior credit was issued for any portion of the program taught. If prior credit is issued, the training time will be shortened, tuition reduced proportionately and the VA and student will be notified.

STUDENT GRIEVANCE POLICY

Any student who has a grievance with a member of the faculty/staff that has not been resolved to his or her satisfaction may take the following steps to resolve the issue:

1. Within one work week of the incident, the student should discuss the grievance with the faculty member to attempt to resolve the problem.
2. Within one work week, if the complaint is still not resolved, the student should discuss the problem with the Program Director. If the issue is something the student is not comfortable discussing with the Program Director, the student should go directly to the Administrative Director. The Program Director will discuss the issue with the Administrative Director and a decision will be made regarding the issue.

CONFIDENTIALITY OF STUDENT RECORDS

All academic records, transcripts, clinical evaluations, etc., will be issued to third parties only after the Director has received consent from the student. All dialog and student-instructor interaction will be maintained in confidence by the school.

STUDENT HANDBOOK

Each student is given a Student Handbook during orientation. This booklet describes in detail the School's policies and procedures.

DRESS CODE

Appearance is very important and patients expect to see professionalism in the workplace. Therefore, the school requires students to wear a school uniform while in clinicals. The schools uniform consists of teal scrub pants, a white scrub shirt with the school logo, lab coat and a name-tag. When students are in the classroom, they are required to wear scrubs of any color or pattern. When in clinical rotations, each clinical site may have their own dress code which may address the subject of tattoos as well. Most clinical sites will require tattoos to be completely covered.

LIBRARY PRIVILEGES

All students are encouraged to utilize the school library during normal operating hours. There are videos, textbooks and ultrasound journals available to students.

EMPLOYMENT

No student may be employed during the hours that are concurrent with either clinical or didactic instruction. The school does not recommend working during enrollment at the Florida Institute of Ultrasound Inc. The school does not offer a stipend.

LICENSE

At time of publication, the State of Florida does not require a license for practicing Diagnostic Medical Sonography. A student should check with the proper authorities in the state he/she intends to work to inquire whether a license to practice ultrasound is required.

JOB PLACEMENT

The Florida Institute of Ultrasound, Inc. does not state or imply that a graduation from the school will insure finding a job. However, the school has trained over 2000 sonographers who are working in and out of the United States. The school sends out job announcements in an attempt to assist graduates in finding employment. These will be posted on the school's Facebook page. There is a faculty member appointed to assist in located available job openings. You may contact the school for more information. Before graduation, a job seeking class is held. During this class, students will be given a PowerPoint lecture with valuable interviewing tips, where to search for jobs, how to network and other helpful job search tools and ideas.

TRANSCRIPTS

School transcripts are issued upon successful completion of the program. All tuition and fees must be paid in order to receive your transcript. Additional copies of these documents may be obtained by calling or emailing the school.

TRANSFERABILITY OF CREDITS

Transferability of credits earned at this institution is determined by the receiving institution. It is the student's responsibility to confirm whether or not credits will be accepted by another institution of the student's choice.

ARDMS REGISTRY

The Florida Institute of Ultrasound, Inc. recommends all graduates become registered sonographers. For registry purposes, our program is considered a 2 year Allied Health program by the ARDMS because it is more than 84 quarter credits. Most of our graduates fall under one of the following prerequisites:

ARDMS PREREQUISITE 1 - EDUCATION

EDUCATION: 48 semester credit hours or a degree in a two-year Allied Health education program that is patient-care related. Allied Health occupations include, but are not limited to: diagnostic medical sonographer, radiologic technologist, respiratory therapist, occupational therapist, physical therapist and registered nurse.

AND

REQUIRED CLINICAL ULTRASOUND EXPERIENCE:

12 months of full-time clinical ultrasound/vascular experience*

Note: If you are using your DMS/CVT program for the educational requirements, you still have to document an additional 12 months of full-time clinical ultrasound/vascular experience earned outside the two-year program.

ARDMS PREREQUISITE 3A - BACHELOR'S DEGREE

EDUCATION: Bachelor's degree

REQUIRED CLINICAL ULTRASOUND EXPERIENCE:

12 months of full-time clinical ultrasound/vascular experience.*

* Letter from a supervising physician, ARDMS-Registered sonographer/technologist or the educational program director indicating a minimum of 12 months of full-time clinical/vascular experience including exact dates of ultrasound experience/successful completion of sonography program.

ARDMS PREREQUISITE 5 - ARRT

EDUCATION: Any 2 Year Degree

Must hold an Active certification through American Registry of Radiologic Technologists (ARRT).

For further information regarding the registry, please contact: The American Registry of Diagnostic Medical Sonographers (ARDMS)

51 Monroe St
Plaza One East
Rockville, MD 20850
(800) 541-9754



ARRT ULTRASOUND REGISTRY

With a two-year degree and upon completion of our program, you are eligible to sit for the ARRT Ultrasound Registry.

ARRT ULTRASOUND REGISTRY PREREQUISITE - EDUCATION

You must earn an associate (or more advanced) degree to be eligible to apply for ARRT certification and registration. Your degree must come from an institution accredited by an agency that ARRT recognizes.

The degree doesn't have to be in the radiologic sciences, and you can earn it before or after graduating from your radiological sciences educational program. You must receive the degree, however, before you take your ARRT examination.

You must complete an educational program in the same discipline as the credential you are pursuing. As part of the program, you must demonstrate competencies in didactic coursework and clinical procedures.

At the end of your program, your Program Director will let us know whether you've met the requirements. You'll have three years after completing your program to establish eligibility and apply for ARRT certification and registration (known as the three-year rule).

For further information regarding the registry, please contact:
American Registry of Radiologic Technologists (ARRT)
1255 Northland Drive
St. Paul, MN 55120-1155
(651) 687-0048



THE AMERICAN REGISTRY
OF RADIOLOGIC
TECHNOLOGISTS®

2022

January Class

January 3 Class Begins
January 3 - March 25 AB/OB Class
April 4 - June 24 AB/OB Clinicals
July 5 - September 23 Echo/Vascular Class
September 26 - December 16 Echo/Vascular Clinicals
December 16 Graduation

April Class

April 4 Class Begins
April 4 - June 24 AB/OB Class
July 5 - September 23 AB/OB Clinicals
September 26 - December 16 Echo/Vascular Class
January 3 – March 24 Echo/Vascular Clinicals
March 24 Graduation

July Class

July 5 Class Begins
July 5 - September 23 AB/OB Class
September 26 - December 16 AB/OB Clinicals
January 3 – March 24 Echo/Vascular Class
April 3 – June 23 Echo/Vascular Clinicals
June 23 Graduation

October Class

September 26 Class Begins
September 26 - December 16 AB/OB Class
January 3 – March 24 AB/OB Clinicals
April 3 – June 23 Echo/Vascular Class
July 3 - September 22 Echo/Vascular Clinicals
September 22 Graduation

2022 Holidays

January 17, 2022 Martin Luther King Day
February 21, 2022 President's Day
March 28, 2022-April 1, 2022 Spring Break
April 15, 2022 Good Friday
May 30, 2022 Memorial Day
June 27, 2022-July 1, 2022 Summer Break
July 4, 2022 Independence Day
September 5, 2022 Labor Day
November 11, 2022 Veteran's Day
November 24 & 25, 2022 Thanksgiving
December 19, 2022-January 2, 2023 Christmas Break

Apartments in Pensacola



Governors Gate
1600 Governors Drive,
Pensacola, FL 32514
(888) 587-0145



Eaton Square
9009 University Parkway
Pensacola, FL 32514
(888) 544-8474



Villas at Jasmine Creek
1878 East Nine Mile Road,
Pensacola, FL 32514
(888) 665-1458



Waters Edge Apartments
2220 Gloria Circle
Pensacola, FL 32514
(866) 641-4515

More Pensacola area apartments are
available at www.apartmentguide.com

Things to do in the Pensacola Area...

1750 Radford Blvd., Suite C
Naval Air Station Pensacola, FL
Phone: (850) 452-3604
www.navalaviationmuseum.org



Blue Wahoos Baseball Double
A Professional Baseball
[www.facebook.com/](https://www.facebook.com/BlueWahoosBaseball)
BlueWahoosBaseball



Blue Angels



Beautiful Pensacola Beach

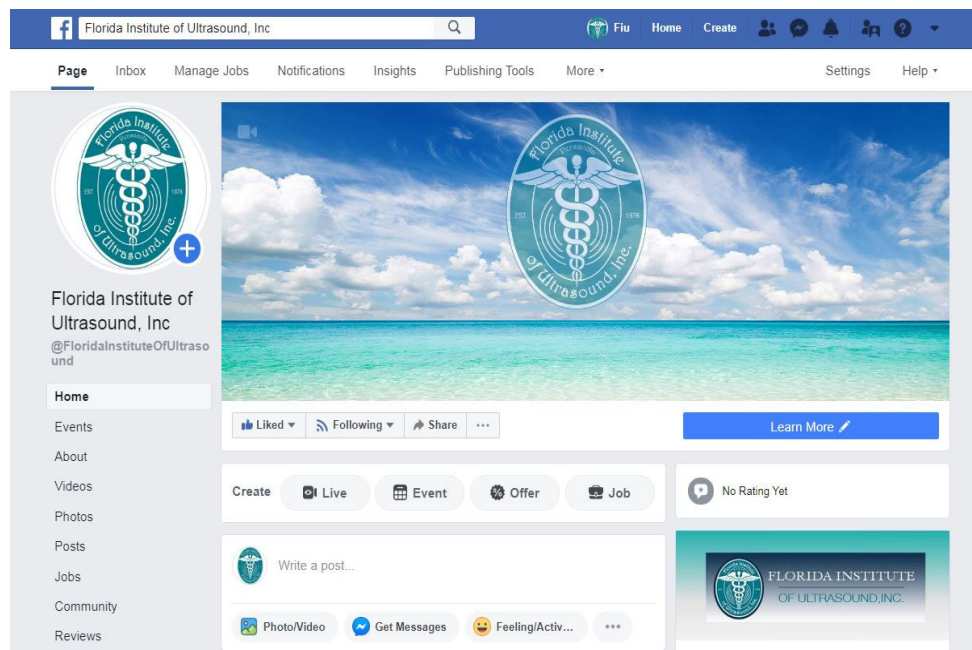


www.visitpensacolabeach.com



“Like” us on Facebook...
To see current happenings at FIU

- Ultrasound Job Opportunities for Graduates
- Announcements for OB Patients
- School Holidays
- Current Events



TESTIMONIALS

Having graduated from a vascular sonography program prior to attending the program, I can attest to FIU's unique and remarkable ability to successfully teach 4 modalities in 12 months. My radiology director was shocked at my competent and comprehensive scanning abilities and upon offering me a job explained that rarely does he hire on the first interview. My versatile ultrasound skills is without a doubt because of the Florida Institute of Ultrasound.

Evan Benjamin, RDMS, RVT

Memorial Sloan-Kettering Cancer Center

New York, NY

2012 Graduate

I went to FIU in September 2009. I truly believe that it was one of the best decisions I have made. Not only is the curriculum challenging, but the clinical sites are beyond expectations. Florida Institute of Ultrasound has prepared me to come into a hospital setting and be able to step right in and scan all five modalities. The staff is very knowledgeable and continue to keep in touch with you even after you graduate. I not only got a certificate while going to school at FIU, but I also got a second family. I recommend this school to anyone who asks.

Jasmine Jordan, DMS

Lead Ultrasound Tech, Bolivar Medical Center

Cleveland, MS

September 2009 Graduate

TESTIMONIALS

Since graduating from FIU in Sept 2009, I'm currently employed as a echo tech in TN. The training and knowledge that I received from FIU has really prepared me for a great and successful future in ultrasound. The thing that makes FIU the absolute best ultrasound school is the caring and supportive staff who are always there to give you that extra little boost of confidence needed to be a successful and productive sonographer.

Anthony Stallworth, DMS

2009 Graduate

The training and education I have received at FIU is invaluable. I felt really prepared and confident beginning my career as a sonographer.

Brandi Boudreaux, DMS

January 2003 FIU Graduate

As an Application Specialist with Siemens Medical Systems, Ultrasound Division, I realize that the FIU has played an integral part in my professional career. The school provided me with the skill to not only perform a job, but to build a challenging career.

Debi Kennedy, RDMS,

Siemens Medical Systems, Atlanta, GA,

1990 FIU Graduate

TESTIMONIALS

I am currently working for a Cardio-Thoracic Surgeon performing X-ray, Vascular Ultrasound, and Echocardiograms. This position would not have been available to me without the education I acquired from FIU.

Zeke Eldridge, RT, RDMS, RVT
Lafayette General Medical Center, Lafayette, LA
1995 FIU Graduate

I am currently the Ultrasound Manager for the Southwest Region at MobileX USA based in Dallas, TX. I am responsible for 26 sonographers spread throughout Texas, Arkansas, and Louisiana, I'm on the Board of Directors for a Healthcare College in Ft Worth as well a Registered Vascular Technologist through ARDMS.

I highly recommend FIU to anyone interested in sonography as their career choice. I learned so much from my instructors and peers that allowed me to further myself in the "work world". FIU is well known with employers and I know firsthand, if you can make it through the program you're an All-star.

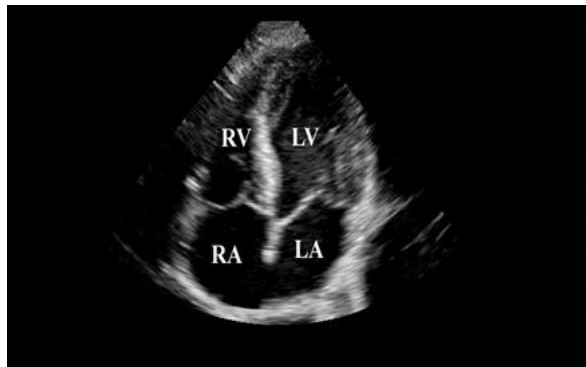
Emily Simmons, RVT
Mobilex USA
Carrollton, Texas
Graduated June 2015



Abdomen Ultrasound



Obstetrics Ultrasound



**Echocardiography
Ultrasound**

Vascular Ultrasound



Pensacola & Pensacola Beach, FL



